

The background of the top half of the cover is a blue-tinted collage. On the left, there's a large, semi-circular structure, possibly a tunnel or a large pipe, with a grid of lights or structural elements. In the center, there are silhouettes of high-voltage power transmission towers. On the right, there's a blurred image of a person walking on an escalator, with a city skyline at night visible in the background, featuring various lit-up buildings.

2005

Annual Report
Teollisuuden Voima Oy

Wellbeing for Finland



Annual Report 2005

Teollisuuden Voima Oy



TVO produces electricity, of which part is utilized by consumers as heat and light.



Expertise of two generations in the Olkiluoto main control room.



Firm iron mounting gives a solid ground for the OL3 base slab.

Contents

TVO as a Company	4
<i>Vision, Mission and Values</i>	4
<i>Areas of Focus</i>	4
<i>Group Structure</i>	4
<i>Company Shareholders and Holdings</i>	5
<i>TVO Policies</i>	5
Review by the President and CEO	6
2005 in Brief	8
TVO Figures	9
Report of the Board of Directors	11
<i>Operating Environment</i>	11
<i>Main Events</i>	11
<i>Administrative Principles</i>	12
<i>Administrative Bodies</i>	12
<i>Group Structure</i>	12
<i>Financial Performance</i>	12
<i>Financing</i>	13
<i>Risk Management</i>	13
<i>Share Capital and Share Issues</i>	13
<i>Electricity Production</i>	13
<i>Olkiluoto 3</i>	14
<i>Nuclear Waste Management</i>	15
<i>Research and Development</i>	15
<i>Investments</i>	16
<i>Safety and Environmental Issues</i>	16
<i>Personnel, Organization and Professional Skills</i>	16
<i>Subsidiaries</i>	17
<i>Prospects for the Future</i>	17
<i>Proposals to the Annual General Meeting</i>	17
<i>TVO Figure Graphs</i>	18
Teollisuuden Voima Oy's and TVO Group's Financial Statements 2005	19
<i>Income Statement</i>	20
<i>Balance Sheet</i>	21
<i>Funds Statement</i>	22
<i>Notes</i>	25
<i>Signatures for the Report of the Board of Directors and Financial Statements 2005</i>	33
Auditor's Report	34
<i>Board of Directors</i>	35
<i>Management Group</i>	36
<i>Basic Organization</i>	37
<i>Advisory Board, Committees appointed by the Board of Directors and Auditors</i>	38
<i>Financial Publications</i>	40
<i>Publisher</i>	40
<i>Contact Information</i>	Back Cover

TVO as company

Teollisuuden Voima Oy (TVO) is a private limited company that was established in 1969 and produces electricity for its shareholders at cost price.

Electricity is generated at the two Olkiluoto nuclear power plant units (OL1 and OL2) at Eurajoki and at the Meri-Pori coal-fired power plant.

A new unit, Olkiluoto 3 (OL3) is under construction at Olkiluoto.

Vision

A world-class nuclear power company highly valued by the Finnish society.

Mission

Creating added value for shareholders by producing electric power safely, reliably and economically, while preserving the environment.

Values

Responsibility

Responsibility at TVO means above all that electricity is produced safely. A high safety culture is a priority and a common concern for the entire personnel. Agreed rules are strictly obeyed. The operations at TVO call for high and uncompromising quality. TVO understands its responsibility towards promoting local wellbeing.

Transparency

Personnel working at TVO are open, cooperative and fair, and do not put their own interests before the Company's. The Company communicates openly about its operations and cooperates constructively and in a businesslike manner with stakeholders with the aim of achieving good interaction.

Proactivity

The Company's operations are based on consistent planning, which takes the long-term span of the operations into account. TVO aims to prevent any incidents from occurring that might affect safety or the availability of electricity. This is achieved by keeping the units in good condition and

up-to-date and by ensuring personnel's expertise, a good working atmosphere and wellbeing at work.

Continuous improvement

The Company encourages personnel to update their professional skills, to improve working methods and working conditions. Continuous development improves safety and profitability. Areas for improvement are actively sought in equipment, operating methods and guidelines. If problems are found, the corrective actions are taken immediately.

Areas of focus

TVO has two primary areas of focus

- 1. To keep the existing nuclear power plant units safe, up-to-date, in a good condition, reliable and competitive in terms of their production costs.*
- 2. To implement the OL3 project over the coming years safely, to a high standard and fulfilling the technical requirements in line with the set timetable and cost estimate.*

Group Structure

TVO is part of the Pohjolan Voima Group, whose parent company is Pohjolan Voima Oy. The subgroup of Teollisuuden Voima Oy comprises the parent company Teollisuuden Voima Oy and the subsidiaries Posiva Oy, TVO Nuclear Services Oy (TVONS), Olkiluodon Vesi Oy and Perusvoima Oy.

The business concept of Posiva Oy is the management of spent nuclear fuel from the Olkiluoto and Loviisa nuclear power plants. TVO has a 60% shareholding in Posiva Oy.

The business concept of TVONS is to market and sell consultancy services based on TVO's nuclear power expertise.

The business concept of Olkiluodon Vesi Oy is to ensure the supply of raw water to the Olkiluoto power plant units.

Perusvoima Oy had no operations in the year under review.

TVO Nuclear Services Oy, Olkiluodon Vesi Oy and Perusvoima Oy are fully owned by TVO.

Company shareholders and holdings

The Company has three share series. The A series entitles to the electricity generated by the existing OL1 and OL2 nuclear power plant units. The B series entitles to the electricity that will be generated by the OL3 nuclear power plant unit now under construction. The C series entitles to the electricity generated by the TVO share in the Meri-Pori coal-fired power plant.

Company shareholders and shareholdings (%) Dec 31, 2005

	A series	B series	C series	Total
Etelä-Pohjanmaan Voima Oy	6.5	6.6	6.5	6.6
Fortum Power and Heat Oy	26.6	25.0	26.6	26.5
Karhu Voima Oy*	0.1	0.1	0.1	0.1
Kemira Oyj	1.9	-	1.9	1.8
Oy Mankala Ab	8.1	8.1	8.1	8.1
Pohjolan Voima Oy	56.8	60.2	56.8	56.9
	100.0	100.0	100.0	100.0

*Former Grange Suomi Oy

TVO policies

The Company's operation takes into account the approved operating principles and Company-level policies. TVO and its personnel operate in line with the policies determined by the Company.

The policies are grouped under four headings: nuclear safety and quality, social responsibility, production and corporate security.

The policy on nuclear safety and quality comprises nuclear safety, radiation protection, safeguards of nuclear material, and quality.

The social responsibility policy comprises the environment, procurement, personnel, occupational safety, and communications.

The production policy comprises plant operation and maintenance and an increase in production capacity.

The corporate security policy comprises the safety of production and operations, the security of people and operating premises, rescue and emergency services, and information security.

Construction work at the turbine island of the OL3 nuclear power plant unit.



Review by the President and CEO

During 2005 the energy industry's operating environment underwent numerous changes that increased uncertainty among energy producers and users alike. The high price of crude oil, oil products, coal and natural gas together with carbon dioxide emissions trading meant higher market prices for electricity. At the same time, however, the good water situation in Norway and Sweden removed some of the pressure on the electricity price on the Nordic electricity market.

Nuclear power kept its position as a source of base-load power in Finland. The ongoing project to build an additional power plant unit together with the nuclear power plant units already in operation are key to achieve Finland's Kyoto objective.



The energy and climate strategy report submitted to the Finnish Parliament at the end of the year under review sets out the main strategy for the Finnish energy economy well into the future. The fact that the report does not exclude additional nuclear power plants is a positive policy for Finland and enables Finnish

decision-makers to consider various solutions for generating base-load power in the future.

The operations of TVO's existing OL1 and OL2 plant units were trouble-free and the two achieved their highest annual production ever. In addition, the capacity factor of the OL1 plant unit was the best in its history and among the best in the world. The modernization project currently underway that focuses on the turbine plant was carried out well at OL2. The Meri-Pori coal-fired

power station was kept stand-by for most of the year.

The OL3 project at Olkiluoto progressed to the actual construction stage. The preparatory work at the construction site, which was the responsibility of TVO, was completed at the start of the year, and the site was handed over to the plant supplier as planned. The plant supplier's design work, subcontracting and the manufacture of equipment and components continued on a wide front. However, not every element of the project progressed according to schedule, although the aim is still that the unit will produce electricity in 2009. The OL3 project continued to attract a great deal of interest, both in Finland and abroad.

TVO's finances are on a stable footing and the Company's position as a producer of competitive, cost-price electricity remains good. The Company's planned loans increased primarily as a result of the OL3 project. During the first half of the year substantial part of long-term credit was refinanced, which reduced financial margins.

The year 2006 will be a challenging one for TVO. The annual outage period scheduled for spring 2006 will be demanding, especially in terms of the modifications that will be carried out at the OL1 plant unit. The successful implementation of the OL3 project will continue to demand hard work and perseverance. The new Visitor centre completed at the end of 2005 will enable TVO to provide better service for the growing number of people interested in the Company's operations.

The Company's operations are on a solid ground: professional personnel, a high-level safety culture and a successful operating approach will be a sound basis for continuing success. The Company's high-level performance is also founded on its owners, financiers, authorities and business partners. I would like to express my sincere thanks to all.

February 2006



Pertti Simola

January 2005



The building permit for OL3 was granted in January.

February 2005



The OL3 construction site was handed over to the consortium in two stages, in February and in May.

February 2005



The construction licence for the OL3 was granted in February.

April 2005



The total electricity production of OL1 and OL2 reached 300 TWh in April.

May 2005



The modernization of the OL2 unit was carried out at the annual outage in May under a project called TIMO.

August 2005



The actual construction work of OL3 began in August.

September 2005



The OL3 foundation stone was laid in September.

October 2005



TVO's visual image was updated in October.

December 2005



The new Visitor centre was completed in December.

TVO Figures

Teollisuuden Voima Oy / Parent Company

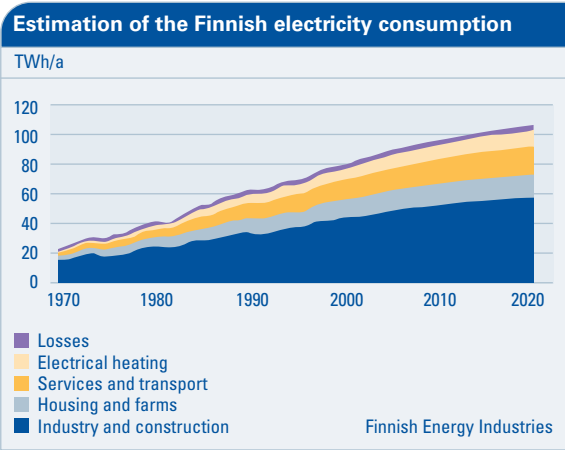
	2005	2004	2003	2002	2001
Electricity delivered (GWh)					
Olkiluoto 1	7,208	7,001	7,118	6,989	7,155
Olkiluoto 2	6,984	7,072	7,018	7,099	6,980
Olkiluoto 1 and 2 total *)	14,192	14,073	14,136	14,088	14,135
Meri-Pori	250	1,797	1,545	835	956
Electricity delivered total	14,442	15,870	15,681	14,923	15,091
*) 2005 includes wind power 2,0 GWh					
Capacity factors (%)					
Olkiluoto 1	98.3	95.1	97.0	95.3	97.6
Olkiluoto 2	94.0	96.1	95.5	96.6	95.1
TVO's production share of the electricity used in Finland (%)	17.0	18.3	18.5	17.8	18.5
Income statement Figures (EUR million)					
Turnover	199	217	223	218	219
Fuel costs	44	69	63	56	56
Personnel costs	37	36	36	31	30
Nuclear waste management costs	27	23	22	20	17
(Includes the contribution to the Finnish State Nuclear Waste Management Fund and nuclear waste management services.)					
Other expenses and income	57	54	55	49	51
Depreciations	27	29	38	51	51
Financial income and expenses	7	6	9	11	14
Balance Sheet (EUR million)					
Non-current assets	1,477	880	551	572	583
Nuclear waste loan receivables from shareholders	595	573	549	520	492
Inventories	152	151	154	161	180
Other current assets	295	141	92	82	64
Shareholders' equity	408	229	148	131	131
Appropriations	298	322	344	357	355
Liabilities					
Shareholders' loans (subordinated loans)	179	179	0	0	0
Finnish State Nuclear Waste Management Fund (lent further to shareholders)	595	573	549	520	492
Other liabilities	1,039	442	305	327	341
Balance Sheet, total	2,519	1,745	1,346	1,335	1,319
Investments (EUR million)	647	382	30	38	16
Loans (EUR million) *	1,146	554	253	269	284
Equity ratio % **	46.0	62.3	61.7	59.9	58.8
Assets in the Finnish State Nuclear Waste Management Fund (EUR million)	826.6	792.7	763.8	732.2	693.2
Personnel (on average)	693	641	589	546	534

Calculation formulas:


* Loans = balance sheet long-term loans + short-term loans + annual repayments - loans from the Finnish State Nuclear Waste Management Fund

** Equity ratio % = 100 x $\frac{\text{shareholders' equity} + \text{appropriations} + \text{shareholders' loans}^{***}}{\text{balance sheet total} - \text{loans from the Finnish State Nuclear Waste Management Fund}}$

*** Shareholders' loans have been considered as an equity item.



The OL3 foundation was mainly carried out by Finnish employees.



The new and shiny reheater, part of the modernization, installed at the OL2 turbine island.



Report of the Board of Directors

Operating Environment

The start of carbon dioxide emissions trading was a new factor influencing the operations of the Nordic electricity market, which increased market prices for electricity and reduced the generation of condensing power. Combined heat and power production in Finland decreased by nearly eight per cent. At the start of the year, the region's hydropower reserves reached their long-term normal level, as a result of which the production of hydropower increased. The net import of electricity to Finland increased significantly and covered a fifth of consumption. Nuclear power remained competitive and nuclear production in Finland reached an all time high level of 22.3 (21.8) TWh (billion kilowatt-hours).

After many years of growth Finland experienced an exceptional year as the consumption of electricity decreased 2.5 per cent compared with the previous year. Total consumption was 84.9 (87.0) TWh. The decrease resulted from the six-week labour dispute in the paper industry and the exceptionally warm weather. The reduction adjusted for temperature and calendar was 1.9 per cent. Industrial use of electricity fell by over six per cent. The increase in demand for electricity by households and agriculture was over one per cent. The corresponding growth for the service sector and public consumption was a good two per cent.

According to a survey on attitudes to energy carried out by Yhdyskuntatutkimus Oy, the acceptability of nuclear power in Finland was at the same level in 2005 as the previous year: 39 per cent of the population would accept increased use of nuclear power for generating electricity, 33 per cent consider the present level acceptable, 24 per cent would reduce nuclear power and 4 per cent did not express any opinion. Around 3 out of 4 respondents had a positive attitude towards nuclear power and considered the present level suitable, or would accept an increase in the use of nuclear power to generate electricity.

Main Events

The nuclear power plant units at Olkiluoto generated a total of 14.22 (14.09) TWh of electricity and their total out-

put since the start of operations is approximately 309 (295) TWh.

Total production of the OL1 and OL2 units reached 300 TWh on April 26, 2005, which corresponds to the demand for electricity in Finland for three and a half years at the present level of consumption.

TVO's share of the production at the Meri-Pori coal-fired power plant was 0.25 (1.8) TWh.

The Olkiluoto wind power plant produced 2,016 MWh (thousand kilowatt-hours) of electricity.

The municipality of Eurajoki granted the building permit for the OL3 nuclear power plant in January.

The Government granted the construction licence for the OL3 nuclear power plant unit in February.

The OL3 site was handed over to the consortium Framatome/Siemens as planned in February and in May.

An extension to the main office building at Olkiluoto was completed and opened in February, along with the new main gate building in May.

Construction of the quay at Olkiluoto was completed in the spring, enabling shipments for the OL3 project to be received. The first shipment for the OL3 project arrived in July.

The construction work officially started on August 12, when the OL3 base slab concreting started.

The laying of the foundation stone took place on September 12 in a ceremony conducted by Mr. Paavo Lipponen, Speaker of the Finnish Parliament.

Construction of the new Visitor centre was started in January and completed in December.

Most of the expanding of the area and infrastructure required by the OL3 project was completed in 2005. Some of the new accommodation site at Olkiluoto was taken into use in autumn 2005.

The annual outages at the OL1 and OL2 plant units were carried out as planned between May 8 and June 12, 2005.

The OL2 service outage was planned to be around seven days longer than normal due to the modernization of the turbine (TIMO project). As a result of the modernization programme, net electricity production increased by 19.1 MW

and the new net output, 860 MW, was confirmed at July 1, 2005.

A contract was signed with Fingrid Oyj to construct a 100 MW gas turbine plant at Olkiluoto. The total investment is about EUR 50 million and TVO's share is a half. Construction will start in spring 2006, and the plant is due to be completed in 2007.

The period of validity of the Company's EMAS quality certificate was extended to June 30, 2006.

TVO's visual image was updated in October. The Company logo together with the main colours used in communications were changed. TVO was registered as an auxiliary name, which is the name by which the Company is known abroad in particular.

During 2005 new long-term loans and loan commitments totalling EUR 1,920 million were arranged to meet the Company's needs. These arrangements replaced loans and loan commitments arranged in 2002 and 2003.

The Company recruited 92 (59) new employees during the year, and 24 (15) left the Company, 14 (7) of them to retire.

Administrative Principles

TVO's Board of Directors has a minimum of seven and a maximum of ten members. The term of office of a member of the Board of Directors commences at the termination of the Shareholders' Meeting that made the election and ends at the termination of the Shareholders' Meeting making a new election. The Board of Directors elects a Chairman and Deputy Chairman from among its number. The Board of Directors convenes when summoned by the Chairman or, if the Chairman is prevented from doing so, by the Deputy Chairman.

The Board of Directors has recorded and approved principles for Corporate Governance concerning the administration and management systems of the Company, for application from the beginning of 2005. It is based on the recommendation concerning listed companies that was made by HEX Integrated Markets Ltd, the Central Chamber of Commerce and the Confederation of Finnish Industry and Employers (today Confederation of Finnish Industries, EK) and became effective

in the summer of 2004. TVO, as a private production company, observes the recommendation where applicable.

Administrative Bodies

Altogether two Shareholders' Meetings were held: the Annual General Meeting on April 21, 2005 and extraordinary meeting on December 16, 2005.

At the Annual General Meeting on April 21, 2005 ten members were elected to the Board of Directors. At the Organization Meeting of the Board of Directors held on April 29, 2005 Mr. Timo Rajala was elected Chairman and Mr. Tapio Kuula Deputy Chairman.

The Board of Directors held fourteen meetings.

President and CEO of the company is Mr. Pertti Simola, M.Sc. (Eng.).

The Annual General Meeting elected as Company Auditors Mr. Eero Suomela, Authorized Public Accountant, and PricewaterhouseCoopers Oy, Authorized Public Accountants, the principal auditor with the latter being Ms. Marja-Leena Turunen, Authorized Public Accountant.

Group Structure

No changes took place in the Group structure during the year.

Financial Performance

The Company's turnover during the period under review amounted to EUR 199.2 (216.6) million and the amount of electricity delivered to 14,442 (15,870) GWh (million kilowatt-hours). The decrease in turnover and the amount of electricity delivered was the result of the reduced production at the Meri-Pori coal-fired plant, which lowered the costs for materials accordingly.

TVO operates on a cost price principle. Shareholders pay fixed costs in accordance with their ownership, irrespective of whether they have made use of their capacity or energy share or not, and variable costs according to the amount of energy delivered. Presentation of key financial data is therefore not practical for understanding the Company's business operations, financial position or financial performance.

Financing

The Company's financing position developed as planned and financing remained stable during 2005.

Long and short-term interest-bearing loans, excluding loans from the Finnish State Nuclear Waste Management Fund, lent further to shareholders, totalled EUR 1,146.2 (554.4) million at the end of the year. New long-term loans totalling EUR 362.5 (309.3) million were drawn during the year and repayments of EUR 134.6 (63.4) million were made. The increase in loans was mainly allocated for the OL3 project. The project's financing costs have been capitalized in the balance sheet.

At the end of the year, the Company had undrawn long-term credit commitments totalling some EUR 2,200 (2,440) million and liquid assets of EUR 51.9 (22.9) million.

Besides long-term loans, the Company also has domestic commercial paper programmes with limits of EUR 600 million.

Interest rate derivatives were used to extend the Company's interest rate duration. Foreign currency derivatives were used to convert USD denominated payments into euro denominated payments. The use of derivatives has been presented in the accounting principles and the derivatives are listed in the notes to the financial statements.

The Company's equity ratio at the end of the year was 46.0 (62.3) per cent.

The Company had the following credit ratings at the end of the year:

	Long-term	Short-term
Standard & Poor's	BBB	A-2
Japan Credit Rating Agency	AA	

Risk Management

Risk management at TVO is part of the operating system in line with the Company's safety culture. Threats to operations and various risk factors and the procedures for preventing, managing and reducing them are monitored constantly. In the risk identification process the probability of the threats is assessed and a separate programme of measures is drawn up for the risks on a case-by-case basis.

The identification processes and the results are updated

constantly. Special weighting is given to the risk factors associated with safety, production and the OL3 project.

Share Capital and Share Issues

The Company's share capital on December 31, 2005 was EUR 137.2 (124.1) million.

The Company had 807,011,519 shares, 680,000,000 of which belong to the A series. These entitle to the electricity generated by the existing OL1 and OL2 nuclear power plant units. The C series consists of 34,283,730 shares, which entitle to the electricity generated by TVO's share in the Meri-Pori coal-fired power plant. In addition, the Company may have a maximum of 680,000,000 B series shares, which entitles to the electricity to be generated by the OL3 unit.

An extraordinary Shareholders' Meeting decided on December 16, 2005 to increase the share capital by EUR 28,900,000.00 to EUR 166,091,958.23 by issuing 170,000,000 new B series shares at a subscription price totalling EUR 179.3 million. After this the total number of B series shares stands at 262,727,789 and the total number of shares at 977,011,519.

The shares were subscribed immediately by entering a recording to that effect in the minutes of the Shareholders' Meeting, and it was decided that January 31, 2006 would be the final payment day.

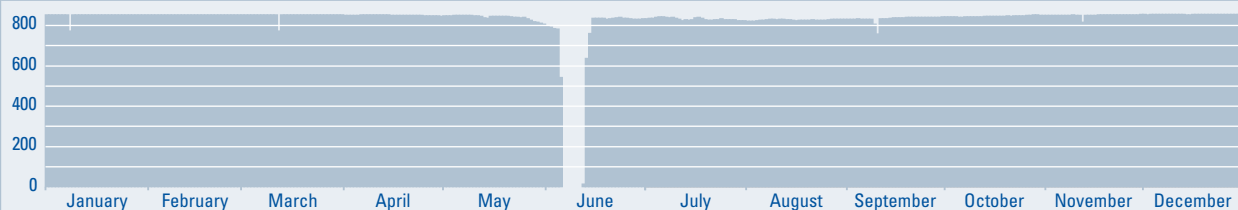
The Company shareholders have agreed on offering shares in the new B series to B series shareholders. The subscription price of the new shares will be used for equity-rated funding required for the construction of the OL3 nuclear power plant unit. The subscription price of the shares is based on the value of the entitlement to electricity generated by the new power plant unit.

Electricity Production

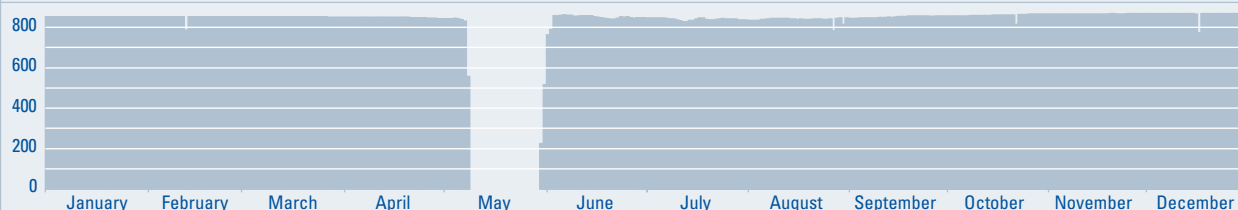
Olkiluoto Nuclear Power Plant

The Company produces electricity at the Olkiluoto nuclear power plant units OL1 and OL2 in the municipality of Eurajoki. Both had a net capacity of 840 MW until July 1, 2005, when the net capacity of OL2 increased to 860 MW as a result of the modernization programme carried out during the annual outage.

OL1, Power Production/MW January 1 – December 31, 2005



OL2, Power Production/MW January 1 – December 31, 2005



Annual production at the Olkiluoto power plant totalled 14,218 (14,090) GWh, which is about 16.8 (16.2) per cent of the electricity used in Finland.

The plant units functioned well during the year under review and had no disturbances resulting in production losses.

OL1 produced 7,221 (7,009) GWh of electricity and the capacity factor was 98.3 (95.1) per cent. The unit's annual production reached a new all time high level as a result of the short annual outage and trouble-free production.

OL2 produced 6,997 (7,080) GWh of electricity and the capacity factor was 94.0 (96.1) per cent. The capacity factor was also high if the three-week annual outage is taken into account.

Annual outages

The annual outages at the plant units lasted a total of 28 days 12 hours (24 days 22 hours). Inspections showed that the plant units are in a good condition.

The refuelling outage at OL1 lasted from June 5 to June 12, 2005, and included changing 106 fuel assemblies and the planned inspections, testing, maintenance work and minor plant repairs.

The service outage at OL2 lasted from May 8 to June 2, 2005 and was the most extensive ever. At its height, there were 1,420 (949) external employees working on the project. 128 fuel assemblies were changed at the plant unit and the planned inspections, testing, maintenance work and minor plant alterations were carried out. The major work included replacing the steam dryer, the high-pressure turbine, the reheater, the 6.6 kV switchgear plant and the turbine island automation. As a result of the alterations carried out during the annual outage, the net output of the plant unit increased by 19.1 MW.

Nuclear fuel

Nuclear fuel procurement during the period under review amounted to EUR 37.6 (36.3) million and the consumption of nuclear fuel amounted to EUR 39.9 (40.7) million in value.

The amounts of nuclear fuel and uranium at the end of 2005 were valued at EUR 133.0 (135.4) million, of which the value of fuel in the reactors was EUR 63.5 (68.3) million.

Meri-Pori

The Company has contributed to the construction costs of the Meri-Pori coal-fired power plant, which is owned by Fortum

Power and Heat Oy, with a 45 per cent share and uses its share in the plant for the production of electricity. The operation of the plant is the responsibility of Fortum Power and Heat Oy. TVO acquires the coal needed for the use of its share.

The amount of electricity produced by TVO's share in the Meri-Pori power plant in 2005 was 250 (1,797) GWh, and 92 (622) thousand tonnes of coal were used to generate it. The power station was kept stand-by for most of the year.

TVO was allocated a total of 2,714.1 thousand tonnes of carbon dioxide emissions rights for 2005-2007. Of this amount 904.7 thousand tonnes were allocated for 2005.

TVO's coal stocks at the Meri-Pori power plant amounted to 306 (254) thousand tonnes on December 31, 2005.

Olkiluoto 3

The project to build the new power plant unit proceeded in the year under review on a wide front.

The municipality of Eurajoki granted the building permit in January 2005 and the Finnish Government granted the construction licence in February 2005.

The preliminary construction work of the OL3 site, which was the responsibility of TVO, proceeded well and was completed in the early spring. The excavation work was completed in February and the site was handed over to the consortium Framatome ANP/Siemens early in 2005. The consortium constructs the unit on a turnkey basis.

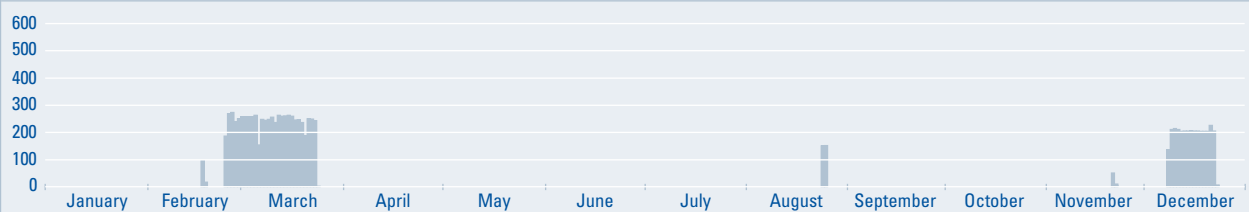
The concrete batching plant started operating in March and the heavy 1,600 tonne crane was erected in early spring.

The first shipment to the Olkiluoto 3 site took place in July. The steel liner for the reactor containment building was shipped from Poland to Olkiluoto.

The bedrock levelling concrete work for the base slab was completed in spring and early summer. The construction work officially started on August 12, 2005 with the casting of the reactor's base slab.

TVO expanded the infrastructure at Olkiluoto to meet the demands of the new unit. The enlargement of the main office to accommodate around 150 employees was completed

Meri-Pori, TVO Share, Power Production/MW January 1 – December 31, 2005



in February and the new main gate was completed in May. Construction of the accommodation village started in spring and it was partly taken into use during the autumn. The enlargement of the sewage treatment plant was completed in December, and likewise the wall height of the Korvensuo raw water reservoir was raised.

Shift supervisors and operators were recruited for Olkiluoto 3 during 2005 and their training commenced in July. There were about 600 people working at the site in late 2005.

The operations of the plant supplier and sub-constructors have, in addition to standard control procedures for delivery and manufacturing, been certified by several audits in line with the quality system.

Systematic occupational safety measures have been implemented at the site from the very beginning and the level of safety has been good. Also the plant supplier is committed to a zero-accident target.

The permit concerning the industrial handling and storage of dangerous chemicals for the operational stage of OL3 has been granted and the application for an environmental permit is still being processed.

The consortium's plant design and licensing proceeded in all sub-areas. The manufacture of the reactor pressure vessel is under way in Japan, and the steam generators and the pressurizer in France. The generator rotor has been cast in Japan and transferred to the United States where the manufacturing process is continuing. The manufacture of the turbine continues in Germany and the turbine condensers in Indonesia.

The laying of the Olkiluoto 3 foundation stone took place on September 12 in a ceremony conducted by Mr. Paavo Lipponen, Speaker of the Finnish Parliament.

The plant supplier, Framatome ANP/Siemens, told TVO in January 2006 that construction work on the Olkiluoto 3 nuclear power plant unit's reactor building and the manufacture of some of the large components are behind schedule. The delay of more than six months is the result of delays in the detailed plant design and discrepancies in the manufacture that need to be corrected.

Nuclear Waste Management

A total of 5,425 m³ of low and medium-level radioactive waste has accumulated from the OL1 and OL2 plant units, of which the amount in 2005 was 765 (363) m³. The waste is stored in the final repository for low and medium-level waste (the VLJ cave) at Olkiluoto.

The total amount of spent fuel accumulated from the operations at Olkiluoto was 1,065 tonnes, of which the amount in 2005 was 39 (44) tonnes. Spent fuel is mainly stored at the interim storage for spent nuclear fuel at Olkiluoto.

TVO's subsidiary Posiva Oy is responsible for the final disposal of spent nuclear fuel. The underground rock characterization facility (ONKALO), which forms part of the final repository, is under construction at Olkiluoto.

The final disposal repository at Olkiluoto will be used to dispose of spent fuel from OL1, OL2, Loviisa 1, Loviisa 2 and OL3. TVO's share of the final disposal of spent nuclear fuel and its costs are around 74%.

In order to cover the costs of nuclear waste management, the Company funds the Finnish State Nuclear Waste Management Fund. The Ministry of Trade and Industry confirmed the Company's end-of-year liability for nuclear waste management at EUR 826.6 (792.7) million, and the Company's target reserve in the Finnish State Nuclear Waste Management Fund at the same amount. The Company's liability for nuclear waste is fully covered after the payment for 2005 is made to the Finnish State Nuclear Waste Management Fund.

Research and Development

Research and development expenditure totalled EUR 20.5 (17.5) million, most of it for nuclear waste management. The financing of research and development increased considerably over 2004 because of the increase in TVO's contribution to the research on the final disposal of spent nuclear fuel, the broadest sub-area of nuclear waste management, which is the responsibility of Posiva Oy.

The public SAFIR and KYT research programmes into reactor safety and nuclear waste management were the focus

of major research activity. TVO's contribution to the financing of these in 2005 was EUR 2.7 million.

Investments

During the year, the Company's capital expenditure amounted to EUR 647.3 (381.6) million, EUR 581.4 million of which was allocated to the OL3 project. During 2005, a major modification was carried out at OL2. The project included replacing the reheater, high-pressure turbine, turbine automation, the medium voltage switchgear and the steam dryer. A similar modernization programme will be carried out at OL1 in 2006.

Of the other major investments, the biggest expenditure, EUR 23.0 million, was targeted at the area and infrastructure work that was part of the OL3 project and the responsibility of TVO. The most important infrastructure projects were the new Visitor centre, an extension to the main office building, an extension to the sanitation water treatment plant, raising the wall height of the Korvensuo raw water reservoir, and different monitoring and security arrangements. The area and infrastructure work also included the new accommodation village, company housing and contractor area. The construction of a gas turbine plant as a joint project between Fingrid and TVO will be a major investment in 2005 – 2007.

Safety and Environmental Issues

The Olkiluoto power plant units functioned safely throughout the year. No incidents with a major impact on nuclear safety occurred. A special report on seven incidents and an event report on seven incidents were drawn up for the Radiation and Nuclear Safety Authority (STUK). Three anomaly incidents that occurred during the year were rated 1 on the international seven-point INES scale and other incidents were rated 0 (no safety significance).

The operations have been in accordance with the Company's environmental policy, environmental permits and the environmental management system. The Company's environmental management system, which also incorporates the OL3 construction stage, meets the requirements set by the international ISO 14001 standard. The Olkiluoto power plant

is the only Finnish energy producer registered in the EMAS register, and its registration number is FI-00039.

All the environmental goals for 2005 requiring improvement were achieved. There were no significant environmental non-conformities during the year.

The environmental impact of the Olkiluoto nuclear power plant was small. As in previous years, radioactive emissions into air and discharges into water have been extremely low.

The processing of applications for environmental permits concerning the existing plant units OL1 and OL2 and the operating stage of plant unit OL3, which is under construction, continued during the year under review.

A Corporate Social Responsibility Report for 2005 gives a more detailed account of environmental matters. The report, which is published separately, meets the demands of the EMAS regulation.

Personnel, Organization and Professional Skills

Personnel

The number of personnel at the end of the year was 692 (613) and the average for the year was 693 (641). An average of 84 (82) persons were employed in traineeships, fixed-term employment and summer jobs during the year.

The number of personnel in the Group was 757 (666) at the end of the year and the average number for the year was 755 (702).

Professional skills were strengthened by recruiting 92 (59) employees. About 67 people took part in job rotation during the year, while 24 (15) left the Company, 14 (7) to retire.

During the year under review work continued on implementing operational development objectives that were set on the basis of the results of a personnel survey, and on improving the decision-making process and leadership.

Collective agreements for different employee groups were in effect throughout the year, and all employee groups are involved in the comprehensive incomes policy agreement that was conducted at the end of the year and is valid until September 30, 2007.

Organization

There were no changes in the basic organization in 2005.

Professional Skills

The focal points of training were the safety culture including industrial safety, the OL3 project and management of operations and costs. The OL3 plant unit operators started their training in March 2005. A basic course in nuclear power plant technology formed an important part of the training, which was carried out in cooperation with the Lappeenranta University of Technology and the Technical Research Centre of Finland VTT.

The training required for the Occupational Safety Card and the initial training focusing on the special features at Olkiluoto were continued throughout the year. New courses complying with the training requirements of specific duties were planned and carried out during 2005.

The World Nuclear University (WNU) arranged its first summer training course in Idaho Falls in the United States. Some new employees at TVO took part in this six-week course.

Plant operators took part in additional training as required by the authorities during the year.

Subsidiaries

Posiva Oy

Posiva Oy, which is owned jointly by TVO and Fortum Power and Heat Oy, is responsible for research and the implementation of the final disposal of spent nuclear fuel.

The quarrying work for the underground research premises, i.e. ONKALO continued. At the end of the year, it was agreed that overall responsibility for the excavation work will be transferred to Posiva Oy.

The quarrying work for ONKALO will continue into the next decade and will involve the construction of tunnels and shafts to a depth of 520 metres and research levels to a depth of 420 and 520 metres.

Eero Patrakka, Lic.Sc. (Tech.), started as the Managing Director of Posiva Oy on January 1, 2005. The previous Managing Director, Veijo Ryhänen, M.Sc. (Eng.) transferred on the same date to become TVO's Corporate Advisor.

TVO Nuclear Services Oy

TVO Nuclear Services Oy (TVONS) markets and sells

expertise and maintenance services that are based on the skills of TVO personnel.

Olkiluodon Vesi Oy

Olkiluodon Vesi Oy is responsible for managing the raw water supply for TVO's and Posiva's operations at Olkiluoto.

Prospects for the future

Production operations in 2006 are expected to continue as in the previous year. The production conditions at the Olkiluoto nuclear power plant continue to be good. The modernization project for the OL1 turbine plant will proceed to the installation stage.

The availability of nuclear fuel has been ensured through long-term agreements.

TVO will continue to supervise the implementation of the new OL3 nuclear power plant unit and continues its responsibilities for the unit's licensing. The project has not progressed on all fronts according to the original timetable. The plant supplier has informed TVO that, in order to make up for the delays, it is speeding up the construction, manufacturing and installation work by increasing shift working and reorganizing the work. TVO expects the plant supplier's report on a detailed schedule and a catch-up plan in spring 2006.

A major annual outage will be carried out at the Meri-Pori coal-fired power plant in spring 2006.

The construction work for a gas turbine plant, a joint project between TVO and Fingrid, will start early in 2006 at Olkiluoto.

Recruitment will continue to focus on selecting personnel for OL3 and on the project's installation supervisors.

Posiva Oy, a subsidiary of TVO, will continue the work on the underground research premises (ONKALO) at Olkiluoto.

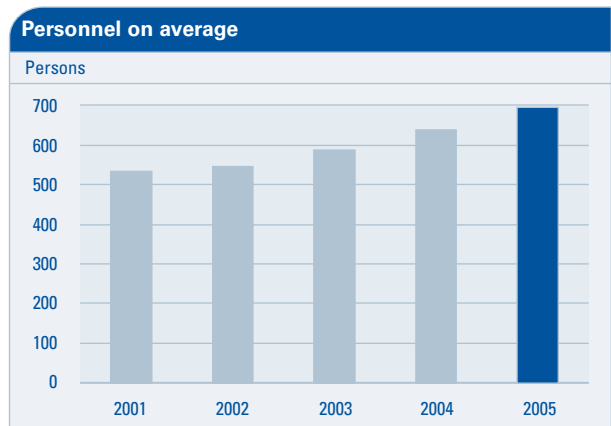
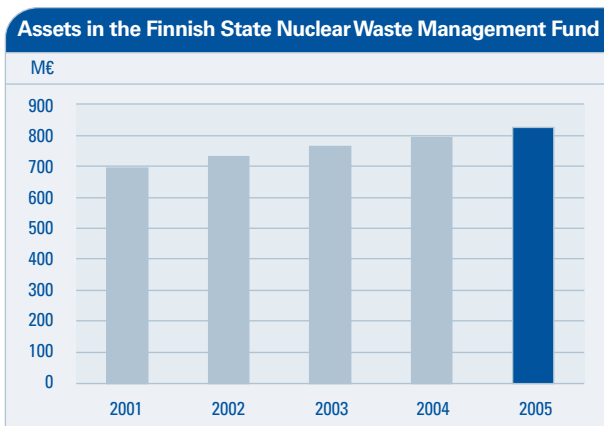
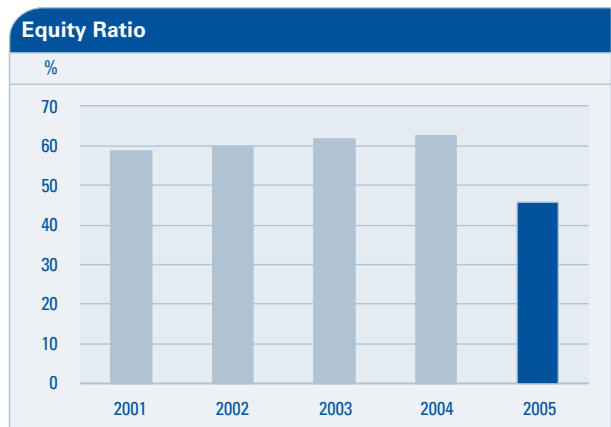
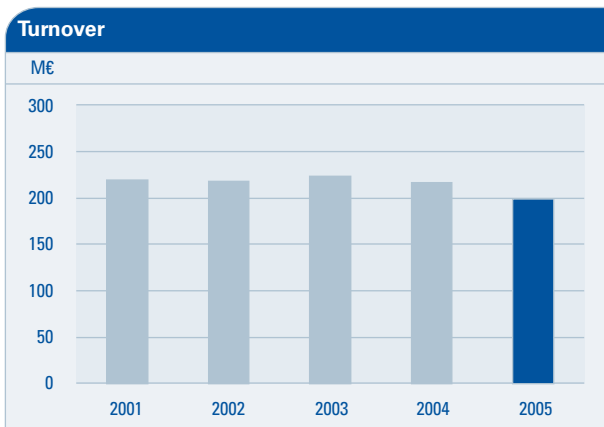
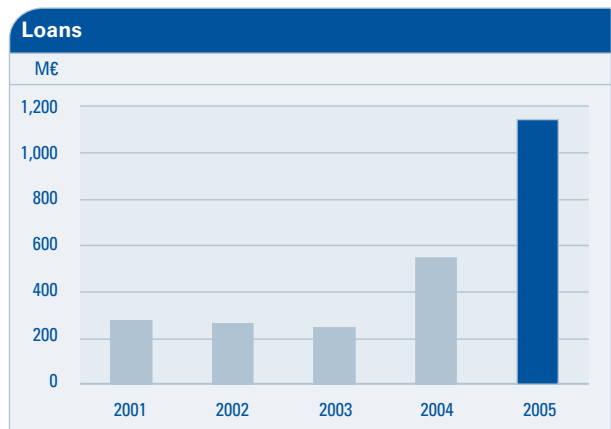
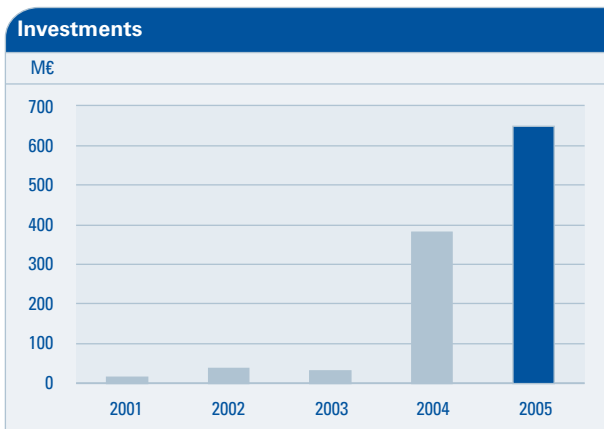
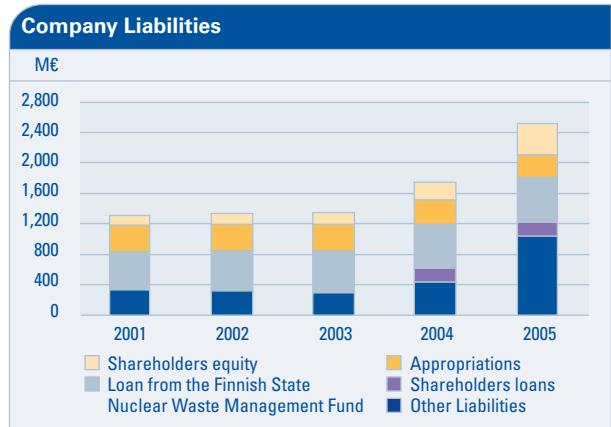
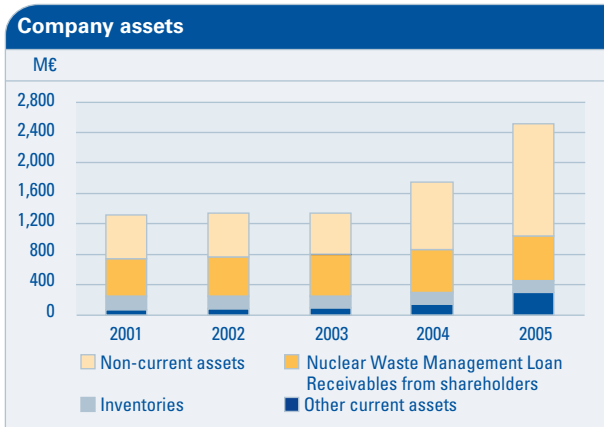
TVO Nuclear Services Oy, a subsidiary of TVO, will continue to market and sell expertise services.

Proposals to the annual general meeting

The Group and parent company Teollisuuden Voima Oy have no distributable funds.

The Board of Directors states that no dividend can be paid.

TVO Figure Graphs



Teollisuuden Voima Oy's and TVO Group's Financial Statements 2005



Income Statement, January 1 – December 31

1,000 €	Group		Parent Company	
	2005	2004	2005	2004
Turnover	208,973	223,941	199,249	216,574
Work performed for own purpose	16,811	12,259	6,864	4,588
Other sales	2,474	2,382	8,209	5,012
Materials and services	-51,411	-74,890	-51,383	-74,823
Personnel expenses	-47,779	-42,841	-44,124	-40,535
Depreciation and write-downs	-51,802	-52,537	-51,362	-52,458
Other expenses	-94,036	-85,260	-84,291	-75,501
Profit/loss from operations	-16,770	-16,946	-16,838	-17,143
Financial income and expenses	-7,166	-5,590	-7,247	-5,681
Profit/loss before extraordinary items	-23,936	-22,536	-24,085	-22,824
Extraordinary items	0	0	125	322
Profit/loss before appropriations and taxes	-23,936	-22,536	-23,960	-22,502
Appropriations	23,961	22,946	23,961	22,946
Income taxes	-25	-449	-1	-444
Profit/loss for the financial year	0	-39	0	0

Balance Sheet, December 31

1,000 €	Group		Parent Company	
	2005	2004	2005	2004
Assets				
Non-current assets				
Intangible assets	17,498	16,477	15,276	15,737
Tangible assets	1,451,645	854,794	1,450,990	854,602
Investments				
Holdings in Group companies	802	833	2,047	2,077
Other investments	604,738	583,553	603,422	580,498
Non-current assets, total	2,074,683	1,455,657	2,071,735	1,452,914
Current assets				
Inventories	151,929	150,641	151,929	150,641
Long-term receivables	1,031	1,169	1,070	1,213
Short-term receivables	242,805	116,506	242,569	117,086
Marketable securities	44,947	0	44,947	0
Cash and cash equivalents	13,897	28,462	6,934	22,883
Current assets, total	454,609	296,778	447,449	291,823
	2,529,292	1,752,435	2,519,184	1,744,737
Equity and liabilities				
Equity				
Share capital	137,192	124,055	137,192	124,055
Share issue	179,299	81,500	179,299	81,500
Share premium reserve	82,036	13,673	82,036	13,673
Statutory reserve	9,948	9,948	9,948	9,948
Profit/loss brought forward	-78	-39	0	0
Profit/loss for the financial year	0	-39	0	0
Equity, total	408,397	229,098	408,475	229,176
Minority interest	673	673		
Appropriations	297,788	321,749	297,788	321,749
Liabilities				
Long-term liabilities	500,731	241,202	500,731	241,202
Shareholders' loans	182,182	181,369	179,300	179,300
Loan from the Finnish State Nuclear Waste Management Fund	594,525	572,850	594,525	572,850
Current liabilities	544,996	205,494	538,365	200,460
Liabilities, total	1,822,434	1,200,915	1,812,921	1,193,812
	2,529,292	1,752,435	2,519,184	1,744,737

Funds Statement

1,000 €	Group		Parent Company	
	2005	2004	2005	2004
Operations				
Profit/loss from operations	-16,770	-16,946	-16,838	-17,143
Adjustments to profit/loss from operations 1)	51,291	51,820	50,851	51,740
Change in working capital 2)	-14,221	46,666	-15,064	47,086
Interest paid and other financial expenses	-24,690	-18,969	-24,634	-18,914
Dividends received	279	1,568	279	1,568
Interest received	11,812	11,811	11,675	11,665
Group contribution received	0	0	125	322
Taxes paid	-3	-450	1	-444
Cash flow from operations	7,698	75,500	6,395	75,880
Investments				
Acquisition of shares	-109	-1,316	-109	-1,316
Other acquisition of non-current assets	-652,618	-381,374	-650,216	-380,836
Divestment of shares	127	263	127	263
Divestment of other non-current assets	544	973	526	973
Loans granted	-21,675	-23,700	-23,004	-23,700
Withdrawals of loans granted	284	270	150	146
Cash flow from investments	-673,447	-404,884	-672,526	-404,470
Financing				
Share issue	81,500	16,300	81,500	16,300
Withdrawals of long-term loans	385,233	333,000	384,145	333,000
Repayment of long-term loans	-134,663	-63,493	-134,577	-63,409
Increase (-) or decrease (+) in interest-bearing receivables	-44,809	917	-44,809	917
Increase (+) or decrease (-) in short-term interest-bearing liabilities	363,923	55,030	363,923	55,030
Cash flow from financing	651,184	341,754	650,182	341,838
Change in financial assets	-14,565	12,370	-15,949	13,248
Liquid assets January 1	28,462	16,092	22,883	9,635
Liquid assets December 31	13,897	28,462	6,934	22,883
1) Adjustments to profit/loss from operations				
Depreciation and write-downs	51,802	52,537	51,362	52,457
Gain (-) /loss (+) from divestment of non-current assets	-511	-717	-511	-717
	51,291	51,820	50,851	51,740
2) Change in working capital				
Increase (-) or decrease (+) in inventories	-1,288	3,790	-1,288	3,790
Increase (-) or decrease (+) in interest-bearing receivables	-17,171	27,830	-16,619	27,743
Increase (+) or decrease (-) in short-term interest free liabilities	4,238	15,046	2,843	15,553
	-14,221	46,666	-15,064	47,086

Accounting principles

1 Valuation principles

1.1 Non-current assets and their depreciation

Non-current assets, which include interest during construction, have been capitalized at direct acquisition cost less planned depreciation and received allowances. The Parent Company's planned depreciation is calculated on a straight-line basis according to the estimated economic life time and the subsidiaries' maximum depreciation under the Industrial Taxation Act.

The depreciation periods for the Parent Company are as follows:

- Basic investment for OL1 and OL2 nuclear power plant units 41 years
- Annual additional investment for OL1 and OL2 10 years
- Investments made according to the modernization programme 21 years
- TVO's share in the Meri-Pori coal-fired power plant 25 years
- Wind power plant 10 years

The depreciation periods and maximum depreciation under the Industrial Taxation Act for Olkiluodon Vesi Oy and Posiva Oy are as follows:

- intangible assets 10 years
- buildings 4% – 7%
- machinery and equipment 25%
- other tangible assets 7%

1.2 Valuation of inventories

Materials and supplies have been valued at direct acquisition cost, coal on the basis of the FIFO principle, nuclear fuel according to calculated fuel consumption, and supply stocks at average acquisition cost.

If the probable acquisition cost of inventories is on December 31 lower than the original acquisition cost, the difference will not be entered in the books as an expense because the company operates at cost.

1.3 Emission rights

Calculation principles of the emission rights are based on the statement given by the Finnish Accounting Standards Board on November 15, 2005, concerning the entering of the emission rights into books. According to the statement, the accounting of emission rights is made based on comparing actual emissions and received emission rights, on the so-called net procedure. If the actual emissions exceed the gratuitous emission rights, an expense-entry in the books corresponding the tons in excess will be

made at a market price on December 31 and the in to the obligatory reserves. If the actual amounts are less than the gratuitous emission rights, the accountable has assets outside the balance sheet and it shall be itemized in the notes to the financial statements. On the other hand, purchase and sales of emission rights are entered on accrual basis as business transactions.

1.4 Items denominated in foreign currency

Transactions in foreign currency have been entered at the exchange rate used by the European Central Bank in question or at the transaction rate for purchase and sale of foreign currency. Exchange rate differences on foreign currency accounts have been entered in the income statement.

2 Derivatives

Interest rate duration of floating rate loans has been prolonged with interest rate swap, cap and floor agreements. Interest costs of these agreements have been entered on an accrual basis and shown in net amount under financial income and expenses. The premiums on interest options have been accrued for the period during which the agreements are valid.

Derivative agreements, their nominal values and market values are itemized in the notes to the financial statements.

Currency derivatives are forward contracts with which USD denominated uranium concentrate and enrichment agreements have been converted into euro denominated. Derivatives and exchange rate differences have been entered for adjusting some of the corresponding acquisition costs.

3 Items related to nuclear waste management liability

Nuclear waste management liability is determined based on the Nuclear Energy Act. The liability covers all future costs from nuclear waste handling including decommissioning of nuclear power plant units, costs for final disposal of spent nuclear fuel and the risk margin so that decommissioning is expected to start at the end of the year in question.

The Ministry for Trade and Industry confirms in the beginning of the calendar year the company liability amount for nuclear waste management at the end of the previous calendar year and the company target reserve for the calendar year.

The company liable for nuclear waste management shall pay its contribution to the Finnish State Nuclear Waste Management Fund so that the company share

in the Fund on March 31 equals to the company target reserve confirmed for the calendar year in question.

The annual contribution to the Finnish State Nuclear Waste Management Fund and costs from nuclear waste management and services are entered in the income statement.

Nuclear waste management liability and company share in the Finnish State Nuclear Waste Management Fund are itemized in the notes to the financial statements.

Collateral shall be given to the Ministry for possible difference between the confirmed nuclear waste management liability and company share in the Finnish State Nuclear Waste Management Fund as well as for unforeseen expenses in nuclear waste management. The collateral has also been itemized in the notes to the financial statements.

Company liable for nuclear waste management or its shareholder are entitled to a loan from the Finnish State Nuclear Waste Management Fund corresponding to 75% of the company share in the Fund. Collateral has to be given for the loan.

4 Accounting principles for the consolidated financial statements

4.1 Scope of the consolidated financial statements

The consolidated financial statements include the Parent Company and the subsidiaries Posiva Oy, TVO Nuclear Services Oy, Olkiluodon Vesi Oy and Perusvoima Oy. Affiliated and housing companies and Posiva Oy have not been consolidated as this is not essential for a true and fair account of the financial results and position of the Group.

The Group's holding in subsidiaries and affiliated companies and the shareholders' equity and profit of affiliated companies for the financial year are shown in the notes to the financial statements.

4.2 Principles of the consolidated financial statements

Internal transactions and holding

Internal transactions and liabilities and receivables have been eliminated. The consolidated financial statements have been drawn up using the purchase method. The difference between the subsidiaries' acquisition cost and the equity corresponding to the share has been entered as group business value which, according to plan, is to be depreciated in five years.

Deferred tax liability

The deferred tax liability has not been entered because the Parent Company operating at cost, does not generate taxable income.

Minority share

The minority share has been separated from the consolidated shareholders' equity and entered in the balance sheet as a separated item.

Affiliated companies

Affiliated companies are not included in the consolidated financial statements.

5 Parent Company

Teollisuuden Voima Oy is part of the Pohjolan Voima Group. The Parent Company of the Pohjolan Voima Group is Pohjolan Voima Oy, whose domicile is Helsinki.

Copies of the Pohjolan Voima's consolidated financial statements are available at the Pohjolan Voima Group headquarters, Töölönkatu 4, FI-00100 Helsinki.

Notes to the Income Statement

1,000 €	Group		Parent Company	
	2005	2004	2005	2004
1. Turnover				
Olkiluoto	181,792	173,890	181,792	173,890
Meri-Pori	17,457	42,684	17,457	42,684
Posiva Oy	8,146	6,543		
TVO Nuclear Services Oy	1,578	820		
Olkiluodon Vesi Oy	0	4		
	208,973	223,941	199,249	216,574
Electricity delivered to shareholders (GWh)				
Olkiluoto 1	7,208	7,001	7,208	7,001
Olkiluoto 2	6,984	7,072	6,984	7,072
Olkiluoto, total *	14,192	14,073	14,192	14,073
Meri-Pori	250	1,797	250	1,797
*includes wind energy 2 GWh in 2005	14,442	15,870	14,442	15,870
2. Work performed for own purposes				
Personnel expenses of OL3	6,864	4,588	6,864	4,588
Nuclear waste management services of OL3	9,947	7,671	0	0
	16,811	12,259	6,864	4,588
3. Other income				
Rents	1,004	417	2,436	928
Sales profit	519	838	519	838
Consulting charges	330	78	4,754	2,321
Other income	621	1,049	500	925
	2,474	2,382	8,209	5,012
4. Materials and services				
Purchases, accrual basis				
Nuclear fuel	37,553	36,256	37,553	36,256
Coal	7,901	29,032	7,901	29,032
Materials and supplies	3,086	2,069	3,086	2,069
Increase (-) /decrease (+) in inventories	-1,288	3,790	-1,288	3,790
	47,252	71,147	47,252	71,147
External services	4,159	3,743	4,131	3,676
Materials and services, total	51,411	74,890	51,383	74,823
Consumption				
Nuclear fuel	39,946	40,683	39,946	40,683
Coal	4,389	28,577	4,389	28,577
Supplies	2,917	1,887	2,917	1,887
	47,252	71,147	47,252	71,147
5. Notes concerning personnel and members of administrative bodies				
Average number of personnel				
Office personnel	593	532	535	481
Manual workers	162	163	158	160
	755	695	693	641
Number of personnel December 31				
Office personnel	611	522	550	472
Manual workers	146	144	142	141
	757	666	692	613
Personnel expenses				
Salaries and fees	38,192	33,338	35,227	31,651
Pension expenses	6,196	6,509	5,669	6,027
Other compulsory personnel expenses	3,391	2,994	3,228	2,857
	47 779	42 841	44 124	40 535

Notes to the Income Statement

1,000 €	Group		Parent Company	
	2005	2004	2005	2004
Salaries and fees paid to management				
President and CEO, Managing Directors and members of the Boards of Directors	660	655	431	405
Management pension plan				
Some of the Senior Vice Presidents of the Group may retire at the age of 60.				
6. Depreciations and write-downs				
Depreciation according to plan				
OL1 and OL2	40,366	35,744	40,366	35,744
Meri-Pori	7,031	6,969	7,031	6,969
Olkiluodon Vesi Oy	5	6		
Posiva Oy	435	35		
Depreciation from consolidation difference	0	39		
Write-downs in value of goods held as non-current assets (OL1 and OL2)	3,965	9,744	3,965	9,744
Depreciations and write-downs, total	51,802	52,537	51,362	52,457
7. Other expenses				
Contribution to the Finnish State Nuclear Waste Management Fund *	15,712	13,787	15,712	13,787
Nuclear waste management services	0	0	11,635	9,022
Real estate tax	2,850	2,748	2,846	2,747
Rents	1,217	994	940	750
Other expenses	74,256	67,731	53,158	49,195
Other expenses, total	94,035	85,260	84,291	75,501
* Based on Company's proposal. If the contribution confirmed by the Finnish State Nuclear Waste Management Fund for 2005 differs from the proposal, the difference will be entered in 2006.				
8. Financial income and expenses				
Dividend income				
From others	279	1,568	279	1,568
Dividend income, total	279	1,568	279	1,568
Interest income on long-term investments				
From Group companies	7,264	6,316	7,356	6,408
From others	5,514	4,793	5,514	4,794
	12,778	11,109	12,870	11,202
Other interest and financial income				
From others	703	702	474	463
	703	702	474	463
Interest income on long-term investments and other interest and financial income, total	13,481	11,811	13,344	11,665
Interest expenses and other financial expenses				
To Group companies	3,510	2,989	3,510	2,989
To the Finnish State Nuclear Waste Management Fund	12,779	11,109	12,779	11,109
To others	4,637	4,871	4,581	4,816
Interest expenses and other financial expenses, total	20,926	18,969	20,870	18,914
Financial income and expenses, total	-7,166	-5,590	-7,247	-5,681
Financial income and expenses include exchange rate gains (net)	-6	-4	-6	-4
9. Extraordinary items				
Extraordinary profit/group contribution	0	0	125	322
10. Appropriations				
Increase (+) /decrease (-) in depreciation reserve	-23,961	-22,946	-23,961	-22,946

Notes to the Balance Sheet, December 31, 2005

Group

1,000 €

11. Non-current assets

Intangible assets	Formation expenses	Intangible rights	Other capitalised long-term expenses	Advance payments	Total		
Acquisition cost 1.1.	57,961	30	38,913	931	97,835		
Increase 1.1. - 31.12.	0	0	1,312	1,771	3,083		
Decrease 1.1. - 31.12.			-1		-1		
Transfer between categories	0	0	2,292	-2,457	-165		
Acquisition cost 31.12.	57,961	30	42,516	245	100,752		
Accrued depreciation according to plan 1.1.	57,961	22	23,375	0	81,358		
Depreciation according to plan 1.1. - 31.12.	0	3	1,893	0	1,896		
Book Value 31.12.	0	5	17,248	245	17,498		
Accrued depreciation 1.1.	0	0	13,179	0	13,179		
Change in depreciation difference 1.1. - 31.12.	0	0	-798	0	-798		
Accrued depreciation 31.12.	0	0	12,381	0	12,381		
Undepreciated acquisition cost 31.12.	0	5	4,867	245	5,117		
Tangible assets	Land and water areas	Buildings and construction	Machinery and equipment	Other tangible assets	Advance payments and construction in progress	Total	
Acquisition cost 1.1.	6,272	212,380	1,037,775	20,547	367,262	1,644,236	
Increase 1.1. - 31.12.	1,447	4,451	16,703	2,594	621,405	646,600	
Decrease 1.1. - 31.12.	-17	-79	-11,753	0	0	-11,849	
Transfer between categories	0	20,432	35,291	1,585	-57,142	165	
Acquisition cost 31.12.	7,702	237,184	1,078,016	24,726	931,525	2,279,152	
Accrued depreciation according to plan 1.1.	0	131,832	647,838	9,772	0	789,441	
Accrued depreciation from deduction	0	-79	-11,681	-79	0	-11,840	
Depreciation according to plan 1.1. - 31.12.	0	7,870	41,011	1,025	0	49,906	
Book value 31.12.	7,702	97,561	400,848	14,008	931,525	1,451,645	
Accrued depreciation 1.1.	0	35,970	270,438	2,162	0	308,570	
Change in depreciation difference 1.1. - 31.12.	0	-2,174	-21,316	328	0	-23,162	
Accrued depreciation 31.12.	0	33,796	249,122	2,490	0	285,408	
Undepreciated acquisition cost 31.12.	7,702	63,765	151,726	11,518	931,525	1,166,237	
Share of machinery and equipment from book value 31.12.2005			378,607				
Share of machinery and equipment from book value 31.12.2004			367,230				
Capitalised interest costs	Formation expenses	Other capitalised long-term expenses	Buildings and construction	Machinery and equipment	Other tangible assets	Advance payments and construction in progress	Total
Interest during construction							
Acquisition cost 1.1.	11,601	3,530	31,133	112,781	2,609	26,043	187,697
Increase 1.1. - 31.12.	0	0	0	0	0	24,511	24,511
Acquisition cost 31.12.	11,601	3,530	31,133	112,781	2,609	50,554	212,208
Accrued depreciation according to plan 1.1.	11,601	1,752	18,302	65,816	1,555	0	99,026
Depreciation according to plan 1.1. - 31.12.	0	123	822	3,022	67	0	4,034
Book value 31.12.	0	1,655	12,009	43,943	987	50,554	109,148
Accrued depreciation 1.1.	0	1,778	12,831	46,965	1,054	0	62,628
Change in depreciation difference 1.1. - 31.12.	0	-123	-822	-3,022	-67	0	-4,034
Accrued depreciation 31.12.	0	1,655	12,009	43,943	987	0	58,594
Undepreciated acquisition cost 31.12.	0	0	0	0	0	50,554	50,554

Notes to the Balance Sheet, December 31, 2005

Parent Company

1,000 €

11. Non-current assets

Intangible assets	Formation expenses	Other capitalised long-term expenses	Advance payments	Total			
Acquisition cost 1.1.	57,961	38,723	257	96,941			
Increase 1.1. - 31.12.	0	937	273	1,210			
Decrease 1.1. - 31.12.	0	-1	0	-1			
Transfer between categories	0	246	-285	-39			
Acquisition cost 31.12.	57,961	39,905	245	98,111			
Accrued depreciation according to plan 1.1.	57,961	23,243	0	81,204			
Accrued depreciation from deduction	0	0	0	0			
Depreciation according to plan 1.1. - 31.12.	0	1,631	0	1,631			
Book value 31.12.	0	15,031	245	15,276			
Accrued depreciation 1.1.	0	13,179	0	13,179			
Change in depreciation difference 1.1. - 31.12.	0	-798	0	-798			
Accrued depreciation 31.12.	0	12,381	0	12,381			
Undepreciated acquisition cost 31.12.	0	2,650	245	2,895			
Tangible assets	Land and water areas	Buildings and construction	Machinery and equipment	Other tangible assets	Advance payments and construction in progress	Total	
Acquisition cost 1.1.	6,270	212,227	1,037,701	20,473	367,262	1,643,933	
Increase 1.1. - 31.12.	1,448	4,451	16,174	2,594	621,405	646,072	
Decrease 1.1. - 31.12.	-17	-79	-11,722	0	0	-11,818	
Transfer between categories	0	20,432	35,164	1,585	-57,142	39	
Acquisition cost 31.12.	7,701	237,031	1,077,317	24,652	931,525	2,278,226	
Accrued depreciation according to plan 1.1.	0	131,802	647,793	9,735	0	789,330	
Accrued depreciation from deduction	0	-79	-11,667	-79	0	-11,825	
Depreciation according to plan 1.1. - 31.12.	0	7,865	40,845	1,021	0	49,731	
Book value 31.12.	7,701	97,443	400,346	13,975	931,525	1,450,990	
Accrued depreciation 1.1.	0	35,970	270,438	2,162	0	308,570	
Change in depreciation difference 1.1. - 31.12.	0	-2,174	-21,316	328	0	-23,162	
Accrued depreciation 31.12.	0	33,796	249,122	2,490	0	285,408	
Undepreciated acquisition cost 31.12.	7,701	63,647	151,224	11,485	931,525	1,165,582	
Share of machinery and equipment from book value 31.12.2005			378,607				
Share of machinery and equipment from book value 31.12.2004			367,230				
Capitalised interest costs	Formation expenses	Other capitalised long-term expenses	Buildings and construction	Machinery and equipment	Other tangible assets	Advance payments and construction in progress	Total
Interest during construction period							
Acquisition cost 1.1.	11,601	3,530	31,133	112,781	2,609	26,043	187,697
Increase 1.1. - 31.12.	0	0	0	0	0	24,511	24,511
Acquisition cost 31.12.	11,601	3,530	31,133	112,781	2,609	50,554	212,208
Accrued depreciation according to plan 1.1.	11,601	1,752	18,302	65,816	1,555	0	99,026
Depreciation according to plan 1.1. - 31.12.	0	123	822	3,022	67	0	4,034
Book value 31.12.	0	1,655	12,009	43,943	987	50,554	109,148
Accrued depreciation 1.1.	0	1,778	12,831	46,965	1,054	0	62,628
Change in depreciation difference 1.1. - 31.12.	0	-123	-822	-3,022	-67	0	-4,034
Accrued depreciation 31.12.	0	1,655	12,009	43,943	987	0	58,594
Undepreciated acquisition cost 31.12.	0	0	0	0	0	50 554	50,554

Notes to the Balance Sheet, December 31, 2005

Group and Parent Company

1,000 €

12. Investments

Group	Holdings in Group companies	Holdings in affiliated companies	Other stocks and shares	Loan receivables from group companies	Loan receivables from other companies	Total
Acquisition cost 1.1.	833	381	3,192	325,664	254,039	584,109
Increase	0	0	109	12,307	9,368	21,784
Decrease	0	0	-69	0	-283	-352
Transfer between categories	-831	-381	1,212	0	0	0
Acquisition cost 31.12.	2	0	4,444	337,971	263,124	605,541
Book value 31.12.2005	2	0	4,444	337,971	263,124	605,541

Parent Company

Acquisition cost 1.1.	2,077	381	3,175	329,252	247,690	582,575
Increase	0	0	109	13,636	9,368	23,113
Decrease	0	0	-69	-150	0	-219
Transfer between categories	-830	-381	1,211	0	0	0
Acquisition cost 31.12.	1,247	0	4,426	342,738	257,058	605,469
Book value 31.12.2005	1,247	0	4,426	342,738	257,058	605,469

Loan from the Finnish State Nuclear Waste

Management Fund lent further to the shareholders				337,971	256,554	594,525
--	--	--	--	---------	---------	---------

Group companies

	Group share (%)	Share of parent company (%)
Posiva Oy, Eurajoki	60	60
Posivia Oy, Helsinki	60	0
TVO Nuclear Services Oy, Eurajoki	100	100
Olkiluodon Vesi Oy, Helsinki	100	100
Perusvoima Oy, Helsinki	100	100

Affiliated companies

	Group share (%)	Share of parent company (%)	Equity	Profit/loss for the financial year
Polartest Oy, Helsinki	32	32	1,873	1,011

Notes to the Balance Sheet, December 31, 2005

1,000 €	Group		Parent Company	
	2005	2004	2005	2004
Current assets				
13. Inventories				
Coal				
The probable acquisition cost	14,730	13,447	14,730	13,447
Book value	15,605	12,092	15,605	12,092
Difference	-875	1,355	-875	1,355
Uranium				
The probable acquisition cost	62,072	35,623	62,072	35,623
Book value	22, 113	22,502	22,113	22,502
Difference	39,959	13,121	39,959	13,121
Coal	15,605	12,092	15,605	12,092
Uranium	22,113	22,502	22,113	22,502
Nuclear fuel	110,909	112,914	110,909	112,914
Supply stocks	3,302	3,133	3,302	3,133
Inventories, total	151,929	150,641	151,929	150,641
14. Long-term receivables				
Receivables from Group companies	0	0	39	44
Loan receivables	1,030	1,169	1,030	1,169
	1,030	1,169	1,069	1,213
15. Short-term receivables				
Sales receivables	12,116	6,976	11,183	6,461
Receivables from Group companies				
Sales receivables	15,785	8,550	16,201	9,257
Loan receivables	0	0	5	5
Other receivables	91	98	91	98
Unpaid shares	107,995	49,089	107,994	49,089
Prepayments and accrued income	7,264	6,316	8,768	7,157
	131,135	64,053	133,059	65,606
Loan receivables	284	277	0	0
Other receivables	805	4,603	805	4,603
Unpaid shares	71,304	32,411	71,304	32,411
Prepayments and accrued income				
Prepaid interests	9,700	308	9,700	308
Deferred interest income	5,520	4,800	5,520	4,800
Other deferred income	4,348	1,740	4,011	1,653
Other prepaid expenses	7,593	1,615	6,987	1,244
	27,161	8,463	26,218	8,005
Short-term receivables, total	242,805	116,783	242,569	117,086
16. Short-term investments				
Money Market Funds				
Market value	40,452	0	40,452	0
Book value	40,000	0	40,000	0
Difference	452	0	452	0
Certificate Deposits	4,947	0	4,947	0
Short-term investments in total	44,947	0	44,947	0

Notes to the Balance Sheet, December 31, 2005

1,000 €	Group		Parent Company	
	2005	2004	2005	2004
17. Equity				
Share capital 1.1.	124,055	121,428	124,055	121,428
From share issue	13,137	2,627	13,137	2,627
Share capital 31.12.	137,192	124,055	137,192	124,055
Share issue 1.1.	81,500	16,300	81,500	16,300
To share capital	-13,137	-2,627	-13,137	-2,627
To share premium reserve	-68,363	-13,673	-68,363	-13,673
Share issue	179,299	81,500	179,299	81,500
Share issue 31.12.	179,299	81,500	179,299	81,500
Statutory reserve 1.1.	9,948	9,948	9,948	9,948
Change	0	0	0	0
Statutory reserve 31.12.	9,948	9,948	9,948	9,948
Share premium reserve 1.1.	13,673	0	13,673	0
From share issue	68,363	13,673	68,363	13,673
Share premium reserve 31.12.	82,036	13,673	82,036	13,673
Profit/loss brought forward	-78	-39	0	0
Profit/loss for the financial year	0	-39	0	0
	-78	-78	0	0
Equity, total	408,397	229,098	408,475	229,176
18. Long-term liabilities				
Bank loans	500,731	241,202	500,731	241,202
Other shareholders' loans	2,882	1,982	0	0
Shareholders' loans, subordinated loans	179,300	179,300	179,300	179,300
Loan from the Finnish State Nuclear Waste Management Fund	594,525	572,850	594,525	572,850
Long-term liabilities, total	1,277,438	995,334	1,274,556	993,352
19. Depts falling due in more than five years	435,677	239,317	433,760	237,800
20. Short-term liabilities				
Bank loans	30,000	60,000	30,000	60,000
Pension fund loans	0	1,635	0	1,635
Other liabilities	189	87	0	0
Advances received	5,796	5,737	5,320	5,424
Accounts payable	15,246	17,483	11,771	14,809
Liabilities to Group companies				
Advances received	6,839	7,072	6,839	7,072
Accounts payable	1	209	108	338
Other accruals and deferred income	334	298	334	298
	7,174	7,579	7,281	7,708
Other liabilities				
Interest bearing liabilities	436,188	72,265	436,188	72,265
Other liabilities	1,235	1,233	1,012	1,023
	437,423	73,498	437,200	73,288
Accruals and deferred income				
Finnish State Nuclear Waste Management Fund	29,279	24,896	29,279	24,896
Accrued interests	5,558	1,635	5,557	1,635
Accrued wages and salaries	9,876	8,655	8,976	7,964
Other accruals and deferred income	4,455	4,376	2,980	3,101
	49,168	39,562	46,792	37,596
Short-term liabilities, total	544,996	205,581	538,364	200,460

Notes to the Financial Statements, December 31, 2005

1,000 €	Group		Parent Company		
	2005	2004	2005	2004	
21. Breakdown of distributable funds					
Profit/loss brought forward	-78	-39	0	0	
Profit/loss for the financial year	0	-39	0	0	
Total	-78	-78	0	0	
22. Debts secured with real estate mortgages					
Pension loans	0	1,635	0	1,635	
Mortgages granted	0	1,682	0	1,682	
Mortgages granted as security, total	0	1,682	0	1,682	
23. Liabilities					
Leasing liabilities					
Leasing liabilities falling due in less than a year	1,163	1,376	1,163	1,376	
Leasing liabilities falling due in less than a year	380	575	380	575	
Leasing liabilities falling due later	783	801	783	801	
Rent liabilities					
Rent liabilities falling due in less than a year	7,962	8,404	0	0	
Rent liabilities falling due in less than a year	442	442	0	0	
Rent liabilities falling due later	7,520	7,962	0	0	
Liability for nuclear waste management					
Liability for nuclear waste management *	826,600	792,700	826,600	792,700	
Assets in the Finnish State Nuclear Waste Management Fund March 31, 2006/March 31, 2005	826,600	792,700	826,600	792,700	
Collateral for nuclear waste management contingencies	75,310	84,080	75,310	84,080	
Nuclear waste management loans receivables pledged to the Finnish State Nuclear Waste Management Fund	594,525	572,850	594,525	572,850	
* Based on the nuclear waste management programme and proposal for the liability made by the Company and which is to be confirmed by the Ministry of Trade and Industry in the beginning of 2006.					
24. Derivative contracts					
Interest rate derivatives					
Option agreements					
Purchased (nominal value)	1,370,000	1,220,000	1,370,000	1,220,000	
Market value	-3,217	-3,464	-3,217	-3,464	
Sold (nominal value)	1,320,000	1,140,000	1,320,000	1,140,000	
Market value	-3,082	-2,997	-3,082	-2,997	
Interest rate swaps (nominal value)	490,000	230,000	490,000	230,000	
Market value	1,683	-2,230	1,683	-2,230	
Currency derivatives					
Forward contracts (nominal value)	153,220	46,546	153,220	46,546	
Market value	3,062	-5,137	3,062	-5,137	
25. Series of shares, Parent Company					
		Number	1,000 €		
Share capital and series of shares		2005	2004	2005	2004
A-series - OL1 and OL2					
January 1	680,000,000	680,000,000	115,600	115,600	
change	0	0	0	0	
December 31	680,000,000	680,000,000	115,600	115,600	
B-series - OL3					
January 1	15,454,631	0	2,628	0	
change	77,273,158	15,454,631	13,136	2,628	
December 31	92,727,789	15,454,631	15,764	2,628	
C-series - TVO's share in the Meri-Pori coal-fired power plant					
January 1	34,283,730	34,283,730	5,828	5,828	
change	0	0	0	0	
December 31	34,283,730	34,283,730	5,828	5,828	
Total	807,011,519	729,738,361	137,192	124,056	

According to the Articles of Association, TVO delivers electricity to its shareholders on the so-called Mankala basis, i.e. delivers the electricity produced or procured to its shareholders in proportion to their shareholdings in each series. Each of the shareholders of each series is liable of the variable and fixed annual costs that are specified in detail in the Articles of Association. The Company prepares annually a balance sheet divided into different series of shares. The balance sheet, which will be presented to the Shareholders' Meeting, specifies the assets, liabilities and shareholders' equity of the different series of shares.

26. CO₂ emission rights	t CO₂	1,000 €
Gratuitous emission rights	905,076	
Total annual emissions from production facilities	218,958	
Possessed emission rights	221,076	
Remaining emission rights (Nord Pool rate on 31.12.2005)	2,118	45
Emission right sales	684,000	14,579

Teollisuuden Voima Oy is, based on the annual CO₂ emissions from the utilization of TVO's share in the Meri-Pori coal-fired power plant, entitled to a corresponding share of emission rights. In 2006 – 2007, TVO is entitled to a corresponding amount of emission rights.

Signatures for the Report of the Board of Directors and Financial Statements 2005



Helsinki, February 28, 2006

Timo Rajala

Tapio Kuula

Timo Koivuniemi

Juha Laaksonen

Aarre Metsävirta

Pekka Päättiläinen

Seppo Ruohonen

Esa Tirkkonen

Markku Tynkkynen

Rami Vuola

Pertti Simola

President and CEO

Auditor's report

To the shareholders of Teollisuuden Voima Oy

We have audited the bookkeeping, financial statements, the Report of the Board of Directors and the administration of Teollisuuden Voima Oy for the financial period January 1 – December 31, 2005. The Board of Directors and the President and CEO have drawn up the report of the Board of Directors and financial statements that comprise the balance sheet, income statement, funds statement and notes to the financial statements of the Group and the Parent Company. On the basis of our audit we hereby present our opinion on the financial statements, the Report of the Board of Directors and the administration of the Parent Company.

The audit has been carried out in compliance with good auditing practice. The bookkeeping, the principles for making the financial statements and the Report of the Board of Directors, the content and method of presentation have been examined to a sufficient extent to state that the financial statements or the Report of the Board of Directors do not contain any essential errors or defects. In auditing the administration, we have examined the legality of the operations of the members of the

Parent Company's Board of Directors and the President and CEO on the basis of the rules of the Companies Act.

It is our opinion that the financial statements and the Report of the Board of Directors have been drawn up in accordance with the Accounting Act and other rules and regulations for making financial statements and the Report of the Board of Directors. The financial statements and the Report of the Board of Directors provide a true and fair view of the activities and financial standing of the Group and Parent Company in accordance with the Accounting Act. The Report of the Board of Directors corresponds with the financial statements. The financial statements including the consolidated financial statements can be adopted and the members of the Parent Company's Board of Directors and the President and CEO discharged from liability for the financial period audited by us. The proposal by the Board of Directors for disposing of profit/loss is in accordance with the Companies Act.

Helsinki, March 14, 2006

PricewaterhouseCoopers Oy
Authorized Public Accountants

Eero Suomela
APA

Marja-Leena Turunen
APA

Board of Directors

Elected at the Annual General Meeting on April 21, 2005



Timo Rajala

Chairman
b. 1947, M.Sc. (Eng.),
President and CEO,
Pohjolan Voima Oy



Tapio Kuula

Deputy Chairman
b. 1957, M.Sc. (Eng.),
M.Sc. (Econ.),
President,
Fortum Power and Heat Oy



Timo Koivuniemi

b. 1948, M.Sc. (Eng.),
Senior Vice President,
Energy,
Stora Enso Oyj



Juha Laaksonen

b. 1952, M.Sc. (Econ.),
CFO,
Fortum Oyj



Aarre Metsävirta

b. 1945, M.Sc. (Eng.),
Senior Executive
Vice President,
M-real Corporation



Pekka Päätäläinen

b. 1948, M.Sc. (Eng.),
President, Generation,
Fortum Power and Heat Oy



Seppo Ruohonen

b. 1946, M.Sc. (Eng.),
Managing Director,
Helsinki Energy



Esa Tirkkonen

b. 1949, M.Sc. (Eng.),
Senior Vice President,
CFO,
Kemira Oyj



Markku Tynkkynen

b. 1952, M.Sc. (Eng.),
Executive Vice President,
Resources,
UPM-Kymmene Corporation



Rami Vuola

b. 1968, M.Sc. (Eng.),
Managing Director,
Etelä-Pohjanmaan Voima Oy

Secretary: **Risto Siilos**, Senior Vice President, Legal Affairs, TVO

Management Group

Chairman

Pertti Simola

*b. 1950, M.Sc. (Eng.),
President and CEO*

Members:

Rauno Mokka

*b. 1946, M.Sc. (Eng.),
Executive Vice President*

Martin Landtman

*b. 1953, M.Sc. (Eng.),
Senior Vice President, Project*

Klaus Luotonen

*b. 1950, M.Sc. (Law),
Senior Vice President, Finance*

Esa Mannola

*b. 1948, M.Sc. (Eng.),
Senior Vice President,
Nuclear Engineering*

Anneli Nikula

*b. 1952, M.Sc.,
Senior Vice President,
Corporate Social Responsibility
and Communications*

Risto Siilos

*b. 1962, M.Sc. (Law),
Senior Vice President,
Legal Affairs*



*The members of the Management Group.
Mr. Pertti Simola, President and CEO, is seated
in the middle and Mr. Rauno Mokka,
Executive Vice President on his left.*

Reijo Sundell

*b. 1947, M.Sc.,
Senior Vice President,
Operation*

Jarmo Tanhua

*b. 1965, M.Sc. (Eng.),
Senior Vice President,
Power Plant Engineering*

Employee representatives:

Rainer Karlsson

*b. 1953,
Foreman*

Deputy employee representatives:

1. Jorma Väättämoinen,

*b. 1952,
Electrician*

2. Liisa Leppänen

*b. 1955,
Invoice Examiner*

3. Reijo Sjöblom

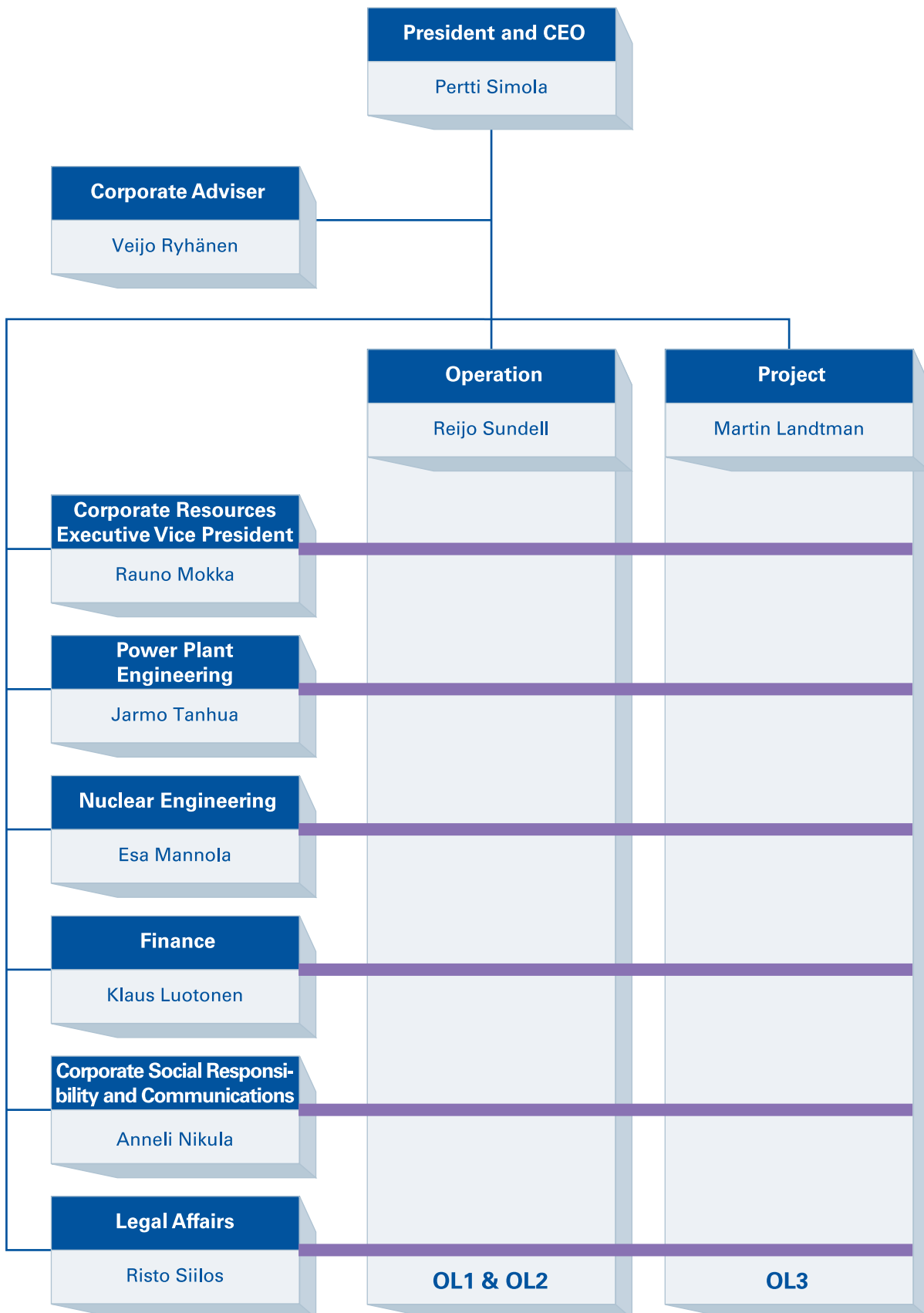
*b. 1956,
IT Designer*

Secretary:

Risto Siilos

Basic organization

January 1, 2005



Advisory Board, Committees appointed by the Board of Directors and Auditors

Advisory Board

According to the shareholders agreement, in force at the beginning of the year under review TVO has an Advisory Board for the purpose of contact between the Company and its shareholders. The Board assembles twice a year at the invitation of the Board of Directors.

The Advisory Board had a meeting on April 21, 2005 and it was abolished through an amendment to the shareholders' agreement on August 31, 2005.

The members of the Advisory Board were:

- *Etelä-Pohjanmaan Voima Oy: Kaj Skåtar, b. 1937, M.Sc. (Law)*
- *Fortum Power and Heat Oy: Mikael Lilius, b. 1949, B.Sc. (Econ.), President and CEO, Fortum Oyj*
- *Karhu Voima Oy (former Gräninge Suomi Oy): Markku Ryymän, b. 1952, B.Soc.Sc., Managing Director*
- *Kemira Oyj: Esa Tirkkonen, b. 1949, M.Sc. (Eng.), Executive Vice President, CFO*
- *Oy Mankala Ab: Eva-Riitta Siitonen, b. 1940, B.Sc. (Econ. & Bus. Admin.), Lord Mayor, City of Helsinki*
- *Pohjolan Voima Oy: Heikki Sara, b. 1946, Tech.D., Executive Vice President, UPM-Kymmene Corporation*
- *Secretary: Risto Siilos, Senior Vice President, Legal Affairs, TVO*

Committees appointed by the Board of Directors

Operation Committee

- *Chairman: Pekka Manninen, b. 1954, M.Sc. (Eng.), Director, Production Department, Helsinki Energy*
- *Deputy Chairman: Ilkka Latvala, b. 1964, M.Sc. (Eng.), eMBA, Vice President, Energy, M-real Corporation*
- *Members: Arvo Vuorenmaa, b. 1949, M.Sc. (Eng.), Power Plant Manager, Fortum Power and Heat Oy*
- *Jukka Liimatainen, b. 1946, M.Sc. (Eng.), Vice President, Energy, Kemira Oyj until January 9, 2006, Elina Engman, b. 1970, M.Sc. (Eng.), Vice President, Energy, Kemira Oyj from January 10, 2006*

- *Sauli Ekola, b. 1952, M.Sc. (Eng.), Manager, Power Plant, Varenso Oy*
- *Timo Mäki, b. 1965, M.Sc. (Eng.), Energy Supply Manager, Etelä-Pohjanmaan Voima Oy*
- *Arto Tuominen, b. 1957, M.Sc. (Eng.), Senior Corporate Advisor, Pohjolan Voima Oy*
- *Risto Viitanen, b. 1966, M.Sc. (Eng.), Power Manager, UPM-Kymmene Corporation*
- *Expert: Reijo Sundell, Senior Vice President, Operation, TVO*
- *Secretary: Jaakko Tuomisto, Manager, Energy Management, TVO*

Finance Committee

- *Chairman: Juha Forsius, b. 1957, M.Sc. (Econ.), Senior Vice President, Group Treasury, UPM-Kymmene Corporation*
- *Deputy Chairman: Jouni Huttunen, b. 1962, M.Sc. (Law), Head of Treasury Management, Fortum Oyj*
- *Members: Markku Källström, b. 1963, M.Sc. (Econ.), Director of Finance, Etelä-Pohjanmaan Voima Oy*
- *Veli-Jussi Potka, b. 1959, B.Sc. (Econ. & Bus. Adm.), Senior Vice President, Stora Enso Oyj*
- *Seppo Ruohonen, b. 1946, M.Sc. (Eng.), Managing Director, Helsinki Energy*
- *Jukka Ryhänen, b. 1968, M.Sc. (Econ. & Bus. Adm.), Vice President, Group Treasurer, Kemira Oyj*
- *Timo Väisänen, b. 1959, M.Sc. (Eng.), Senior Vice President, Group Treasurer, Pohjolan Voima Oyj*
- *Experts: Pertti Simola, President and CEO, TVO*
- *Klaus Luotonen, Senior Vice President, Finance, TVO*
- *Secretary: Lauri Piekkari, Vice President, Finance, TVO*

The Economics Committee assisting the President and CEO

- **Chairman:** Pertti Simola, President and CEO, TVO
- **Members:** Päivi Lehtinen, b. 1955, B.Sc. (Econ. & Bus. Adm.), Business Controller, Fortum Power and Heat Oy until August 17, 2005
- Tiina Tuomela, b. 1966, M.Sc. (Eng.), MBA, Vice President, Business Control, Generation, Fortum Power and Heat Oy from August 18, 2005
- Minna Korkea-aho, b. 1964, M.Sc. (Econ. & Bus. Adm.), Executive Vice President, Group Controller, Pohjolan Voima Oy
- **Expert:** Klaus Luotonen, Senior Vice President, Finance, TVO
- **Expert:** Anja Ussa, Controller, TVO
- **Secretary:** Päivi Lahti, Manager, Accounting, TVO

In addition, three more committees have been appointed: a Construction Committee for the OL3 project operating under TVO's Board of Directors, and an Operation and Transmission Committee and Planning Committee both operating under the Construction Committee:

Construction Committee

- **Chairman:** Timo Rajala, b. 1947, M.Sc. (Eng.), President and CEO, Pohjolan Voima Oy
- **Members:** Mauno Paavola, b. 1942, M.Sc. (Eng.), Heikki Peltola, b. 1943, M.Sc. (Eng.), Senior Vice President, Investment Coordination and Technology Development, UPM-Kymmene Corporation, (retired from August 1, 2005)
- Pekka Päätiläinen, b. 1948, M.Sc. (Eng.), President, Generation, Fortum Power and Heat Oy
- Pertti Simola, President and CEO, TVO
- **Secretary:** Martin Landtman, Senior Vice President, Project, TVO

Operations and Transmission Committee

- **Chairman:** Rauno Mokka, Executive Vice President, TVO
- **Members:** Arvo Vuorenmaa, b. 1949, M.Sc. (Eng.), Power Plant Manager, Fortum Power and Heat Oy
- Timo Koivuniemi, b. 1948, M.Sc. (Eng.), Senior Vice President, Energy, Stora Enso Oyj
- Ilkka Latvala, b. 1964, M.Sc. (Eng.), eMBA, Vice President, Energy, M-real Oyj
- Risto Vesala, b. 1950, M.Sc. (Eng.), Senior Vice President, Transmission, IT systems, Technology, Pohjolan Voima Oy
- Rami Vuola, b. 1968, M.Sc. (Eng.), Managing Director, Etelä-Pohjanmaan Voima Oy
- **Secretary:** Jaakko Tuomisto, Manager, Energy Management, TVO

Planning Committee

- **Chairman:** Ami Rastas, b. 1943, Lic.Sc. (Tech.)
- **Members:** Jarl Forstén, b. 1940, D.Sc. (Tech.)
- Antonio González, b. 1941, Deputy General Manager, Empresarios Agrupados
- Harri Tuomisto, b. 1952, D.Sc. (Tech.), President, Fortum Nuclear Services Limited
- Eero Patrakka, b. 1946, Lic.Sc. (Tech.), Managing Director, Posiva Oy
- Stig Rolandson, b. 1942, Doc Sc (Physics), Managing Director, Safetech Engineering AB
- Georges Servière, b. 1948, M.Sc. (Eng.) Deputy Senior Vice President, EDF
- **Secretary:** Herkko Plit, Senior Manager, Nuclear Safety, TVO

Auditors

- **Auditors:** Eero Suomela, b. 1953, Authorized Public Accountant, PricewaterhouseCoopers Oy, Authorized Public Accountants, with principal responsibility: Marja-Leena Turunen, b. 1957, Authorized Public Accountant

Financial Publications

During the year under review, Teollisuuden Voima Oy published its Annual Report 2004, Corporate Social Responsibility Report 2004, Annual Review 2004, and Interim Reports for January-March 2005, January-June 2005, and January-September 2005.

These publications are available in both Finnish and English.

During 2006, the following reports will be published:

- *Annual Review 2005, in January 2006*
- *Annual Report 2005, in April 2006*
- *Corporate Social Responsibility Report 2005, in May 2006*

Interim Reports for January-March 2006, January-June 2006, and January-September 2006 will be published by the end of the month following the period in question.

The above publications will also be available in English.

The Annual General Meeting of Teollisuuden Voima Oy will be held in Helsinki on April 20, 2006.

Publisher: Teollisuuden Voima Oy, Domicile Helsinki, Business ID 0196656-0

Graphic design: Lahtinen & Mantere Saatchi & Saatchi

Photography: Hannu Huovila, Timo Snällström, TVO's photo-archive

Printing house: Euraprint, Eura



Wellbeing for Finland



Teollisuuden Voima Oy
FI-27160 Olkiluoto, Finland
Tel. + 358 2 83 811
Fax +358 2 8381 2109

Teollisuuden Voima Oy
Töölönkatu 4,
FI-00100 Helsinki, Finland
Tel. +358 9 61 801
Fax +358 9 6180 2570

Teollisuuden Voima Oy
Scotland House
Rond-Point Schuman 6
1040 Brussels, Belgium
Tel. +32 2 282 8470
Fax +32 2 282 8471
www.tvo.fi

Subsidiaries:

Posiva Oy
FI-27160 Olkiluoto
Tel. +358 2 837 231
Fax +358 2 8372 3709
www.posiva.fi

TVO Nuclear Services Oy
FI-27160 Olkiluoto
Tel. +358 2 83 811
Fax +358 2 8381 2809
www.tvons.fi